

Roth shunt

For regulation of underfloor heating for systems of up to 240 m²

The Roth shunt is used for mixing the water where the heat source has a higher supply temperature than the underfloor heating will use. The shunt is specifically adapted for Roth underfloor heating manifolds and is provided with a thermostatic valve.

Application

Underfloor heating with all heat source types.

Technical description

The shunt is supplied with a Wilo Para pump 15-130/6-43/SC-12. The pump and shunt have been developed for systems of up to 240 m², depending on the relevant heat loss and the pipe dimensions selected.

The shunt is provided with a thermostatic valve which allows the supply temperature to be set within a range of 25 to 60°C. The thermostat can be locked.

The shunt is mounted on the left, but it can be reversed easily and mounted on the right instead.

The two pipe connections to the primary system side are provided with ¾" EURO threads which permit a general ¾" pipe joint or connection using Roth distribution couplings (10.5 - 20 mm).

The supply can be turned to a horizontal position by moving the ¾" end cap; see the diagram on page 2.

Roth Touchline (wireless) and Roth Basicline (wired) are both fully compatible with the Roth shunt. The pump can be connected to the control units for optimum economy.

› In Roth Touchline systems, the control unit and pump are connected potential-free (the pump must be powered by its own supply, but the phase is passed through the control unit's pump terminal).

› In Roth Basicline systems, the pump can be connected directly and has a 230V power supply via the control unit.

There are ¼" and ⅛" plugs on the supply and return on the underfloor heating side which can be used freely as measurement points or automatic vents, or for electronic regulation or expansion with Roth weather compensation.

The shunt is supplied complete with a thermometer, gaskets, thermostat, presetting key and pump.

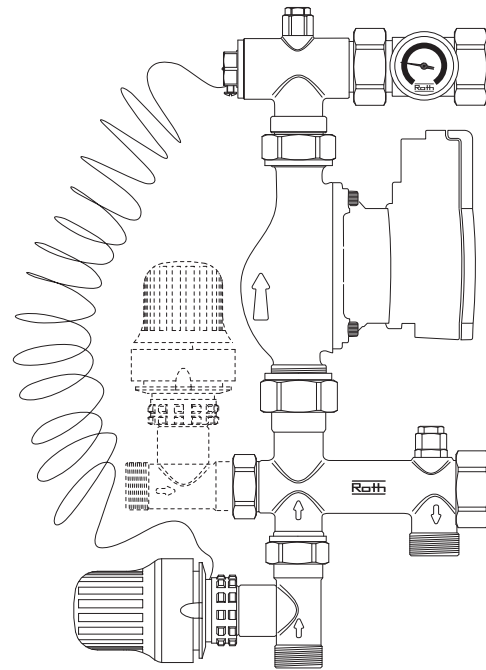
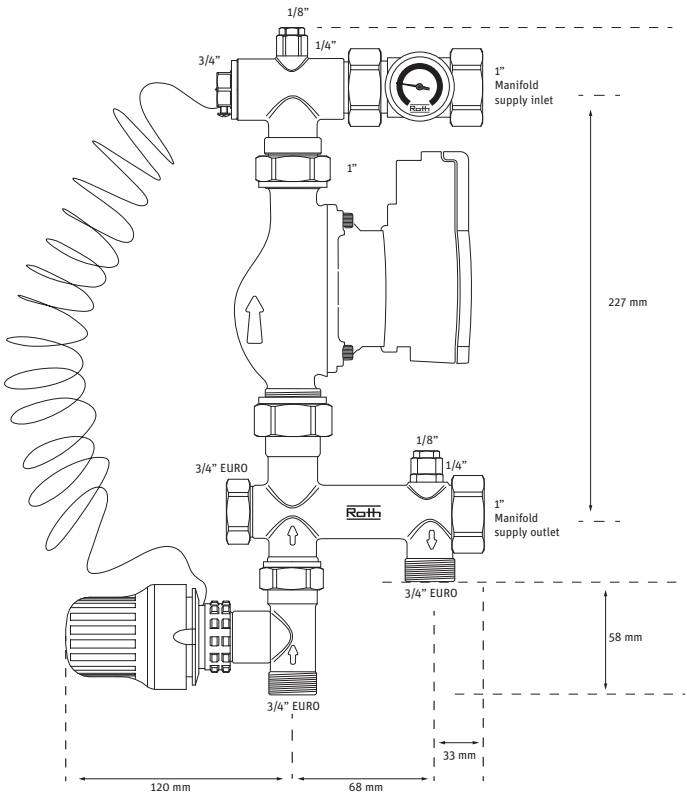
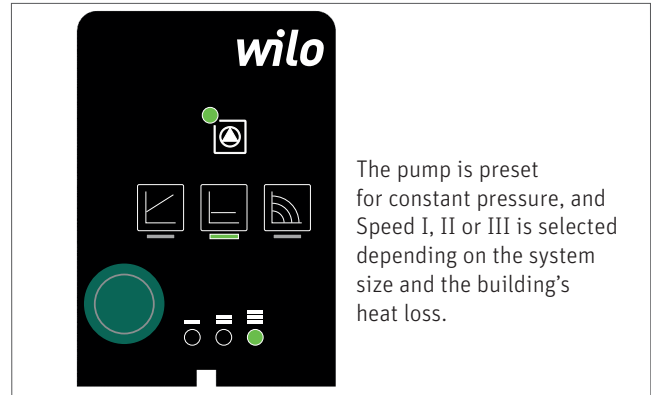
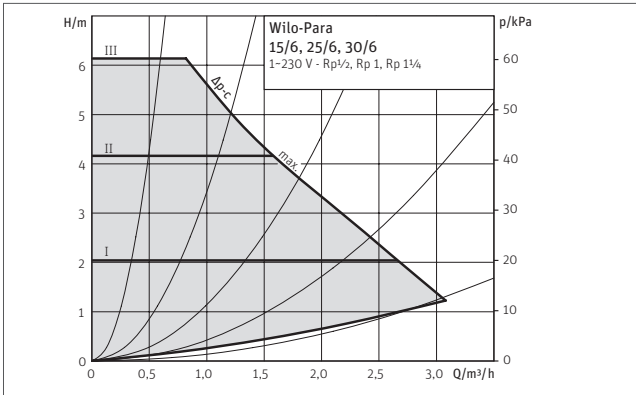


Technical data

Roth shunt, thermostatic valve	HVAC no. 7466210040
Max. operating temperature	80°C
Max. differential pressure	50 kPa
Max. operating pressure	6 bar
Pump	Wilo Para 15-130/6-43/SC-12
Pump output	3 - 43W
Regulation range	25 - 60°C +/- 5°C
Primary side connection	EURO ¾" external
Union for manifold	1" internal
Material	Brass CW614
Gasket	EPDM
Medium	Water containing up to 50% glycol
Electrical connection	230V with earthing

Roth shunt

Pump specifications



Accessories

Roth weather compensation

HVAC no. 7466210827

