

# Roth Softline WiFi internet module

## Wireless connection between Roth Softline Controller 8 ch, Master and internet

### Description

Roth Softline WiFi internet module is used for wireless connection between Roth Softline Controller 8 ch, Master and internet so it is possible to regulate its heat management via the Roth Softline App.


Via the app, it is possible to make all the same settings as if you were at home in your house, at the same time as you will receive alarms from the heating control directly to your app.

The system consists of a control unit which is wirelessly connected to the local router and via RS cable is connected to the control unit.

The box has a control panel which i.a. is used when pairing the device to the router and at the same time provides a good overview of the connection to the router.

### Controlle unit

- > The box can be mounted directly on the wall
- > Up to 30 m indoor range
- > Easy and intuitive operation

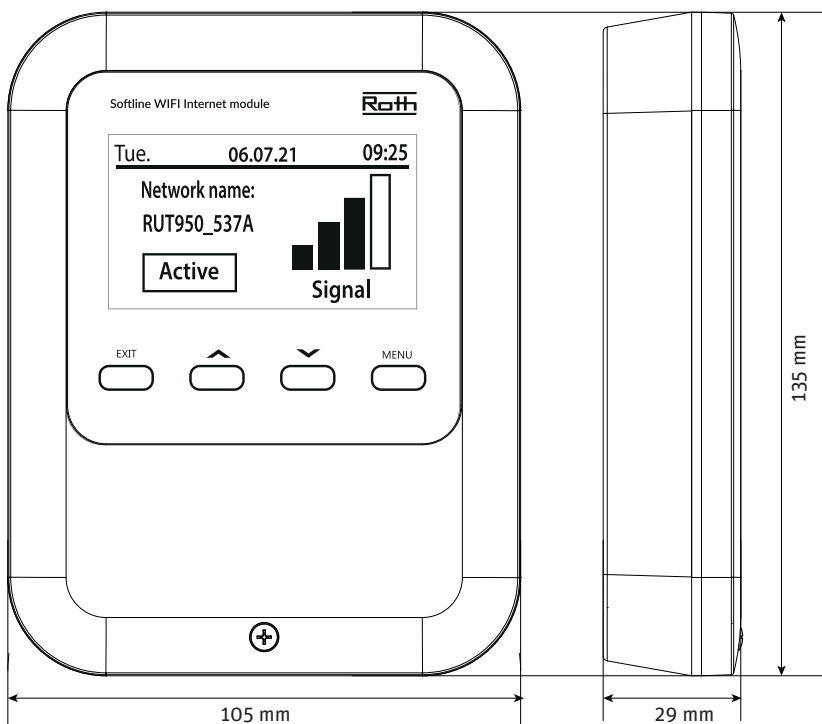


### Technical data

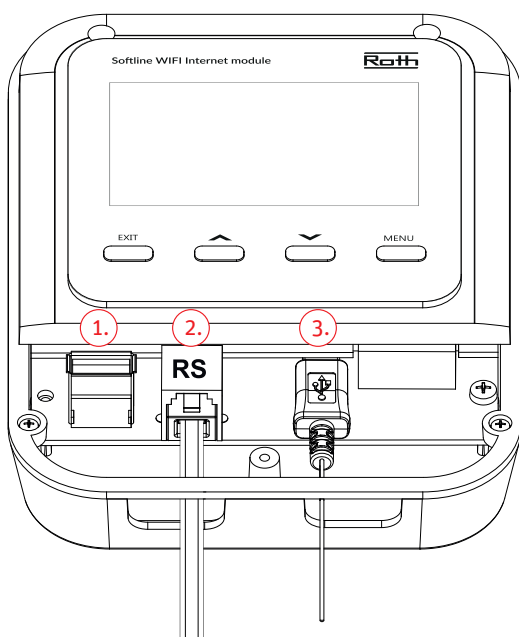
|                                    |                               |
|------------------------------------|-------------------------------|
| Roth Softline WiFi internet module | HVAC no. 7466397000           |
| Supply voltage                     | 5V DC/230V AC<br>via adapter  |
| Energy consumption                 | 2 W                           |
| Way out                            | RJ12                          |
| Protection class I                 | (NA)                          |
| Transmission frequency             | 2,4 Ghz                       |
| Range (up to)                      | 30 m (in normal<br>building ) |
| Network cable RJ12                 | 200 cm                        |
| Ambient temperature                | 5 - 50°C                      |
| Ambient humidity                   | < 80% RF                      |
| Storage/transport temperature      | 20 - + 50°C                   |
| Degree of protection               | IP20 (EN60529)                |
| Approvals CE                       | 2014/53/EU                    |

# Roth Softline WiFi internet module

## Roth Softline WiFi internet module



## Connections to control unit



- 1. USB - Used for firmware update
- 2. RS - RJ12 cable (included)
- 3. 5V Adapter (included)