


Roth Compact® system 24/16 and 14/10.5

The Roth Compact® system is specially developed for the installation of underfloor heating where a rapidly adjustable system with low overall installation height is required. The Roth Compact® system consists of high density EPS insulation with grooves and a bonded heat distribution plate made of aluminium 0.5 mm thick. The EPS insulation contains fire-retarded material.

As a result, this system is particularly well-suited to both new construction and renovation. The Roth Compact® system can be installed as a floating system in all locations where a robust, load-bearing base made of wood or concrete is available. The system can be finished off with a floating wooden floor, chip-board and with carpet or similar.

If the system is finished off with a tiled floor, the tiles must be bonded directly onto the system plates. Roth Compact® FLEX FIX, a specially developed adhesive offering high strength, outstanding adhesion and flexibility, must be used for bonding the system in place.

For more specific guidance on the structure of the design, please see our installation guides or contact Roth UK for direct support.



Technical data

Roth Compact® system 24/16
(installation height 24 mm),

8.9 m²: UK No. 7339318024

Roth Compact® system 14/10.5
(installation height 14 mm),

8.9 m²: UK No. 7339318010

Roth Compact® system 14/10.5
(Installation height 14 mm),

5.2 m²: UK No. 7339318006

Dimensions	height 24/16 (installation height 24 mm) height 14/10.5 (installation height 14 mm) width 610 mm, length 1220 mm
Area	0.74 m ² /plate 1 pack = 8.9/m ² or 5.2/m ²
Grooves	4 x C/C 152 mm or 2 x C/C 304 mm
Material	24 and 14 mm expanded polystyrene, density 50 kg/m ³ , Compressive strength 400 kPa
Max. general load	2.0 kN/m ²
Insulating ability	0.032 W/m K
Usage per m ²	1.40 plates
Pipe usage per m ²	
at C/C 152 mm	6.5 m/m ²
at C/C 304 mm	3.3 m/m ²
Min. floor thickness	7 mm wood/laminate

Floor structure's weighted impact sound attenuation:

Roth Compact® system 24/16	Δ L _w = 19 dB
Roth Compact® system 14/10.5	Δ L _w = 18 dB
Enhanced air sound insulation	Δ R' _w = 1 dB

Recommended pipe type and max. pipe lengths:


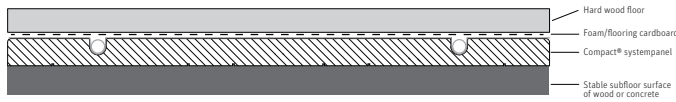
Roth X-PERT S5® 10.5 x 1.3 mm	max. 80 m
Roth X-PERT S5® 16 x 2.0 mm	max. 120 m

Accessories:

Roth Compact® FLEX FIX, 25 kg	UK No. 7339349818
Roth Clima Comfort FLOW, 25 kg	UK No. 7339349825
Roth Compact® primer, 10 kg	UK No. 7339349810
Roth Compact® turnover plates, (14/10.5) 10 pcs.	UK No. 7339318810
Roth Compact® turnover plates, (24/16) 10 pcs.	UK No. 7339318824
Roth Clima Comfort perimeter insulation (50 mm) 25 m.	UK No. 7339259025

Roth Compact® system 24/16 and 14/10.5


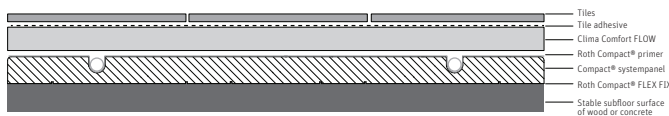
General structure



The Roth Compact® system can be used together with a variety of flooring and subfloor makes. We always recommend that you get in touch with the supplier for advice and support regarding the correct structure.

If you require a floating floor (parquet, laminate or similar), the Roth Compact® system is laid in a floating configuration and finished off with floor felt or 3 mm foam before laying the floor. Depending on the surface of the subfloor, it may be necessary to lay floor felt to prevent noise between the subfloor and the EPS.

Example: Structure with Clima Comfort FLOW and tiles



The Roth Compact® system system can be finished off with tiles depending on the load-bearing structure beneath the system. We therefore refer you to our special guides which describe in detail how to create a structure depending on the structure of the subfloor and using tiles for the floor, and also depending on what the room is used for (wet/dry). These guides can be downloaded from our website, or contact Roth UK for support.

NOTE: All tile grout used with the Compact® system must be elastic, such as Alfix CeraFill 10.

If you cast a floor on top of the Compact plates, e.g. using Roth Flow filler, the plates must be primed first and perimeter insulation must be placed along the walls. The perimeter insulation safeguards the floor against stresses and cracking when it is subjected to thermal load, etc. When tiles are to be used for the flooring, larger floor areas must be divided up using expansion joints into fields not exceeding 40 m². This must not be done using Flow filler, but by creating silicone joints or similar in the layer of tiles.