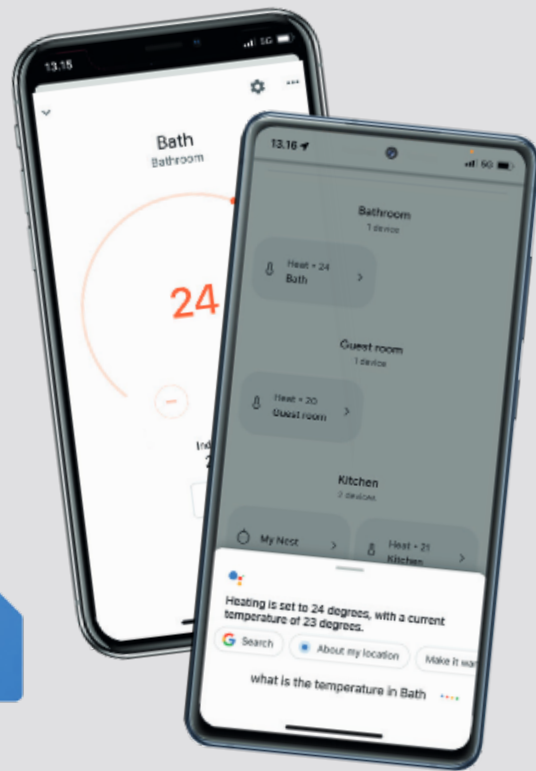


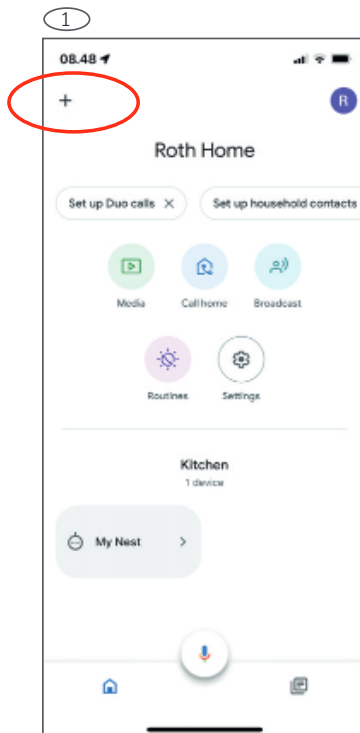
**Google Home for
Roth Touchline® SL
Setup**



Google Home for Roth Touchline® SL



With the Google Home integration you can control your Roth Touchline® SL floor heating system only using your voice. You can control the system using Google Assistant on your Smart device and/or using a Google Smart device connected to your home network. Here is an easy setup guide to help you set up your Roth Touchline® SL system to work with Google Home.



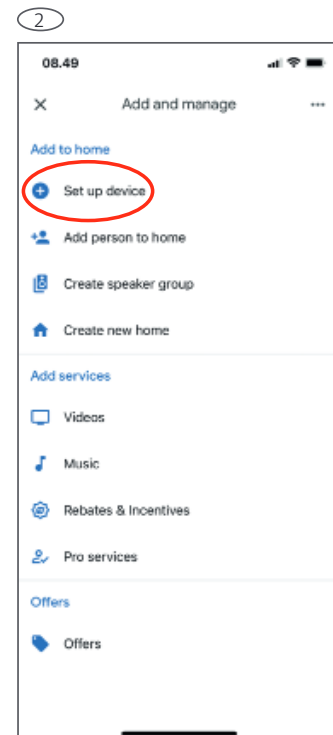
1. Connect your system to the Roth Touchline® SL cloud

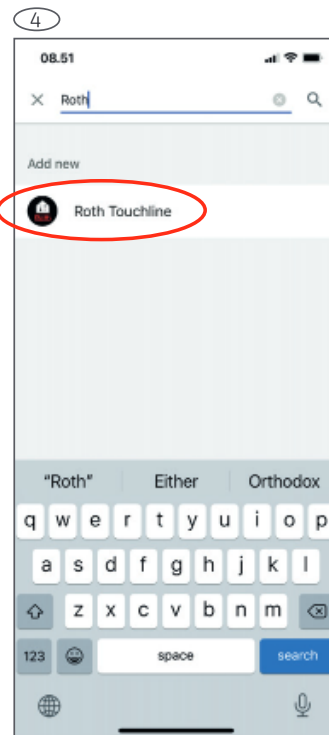
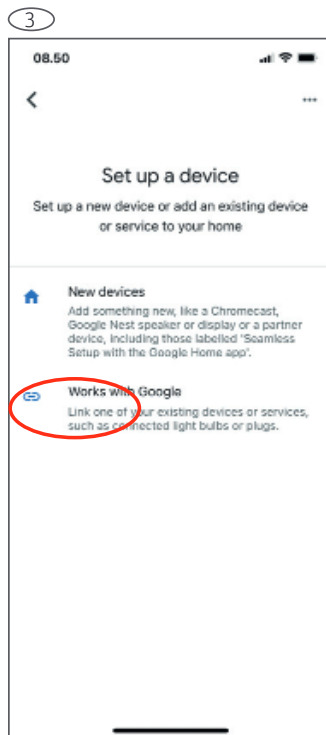


To be able to connect your system to Google Home you need to connect the system to our Roth cloud first by installing the Roth Touchline® SL app on your device. Please see our installation guide to do this on our national webpage <http://www.roth-uk.com/en/>

Connect Roth Touchline® SL to your Google Home account
If you haven't already downloaded the Google Home app on your device you should do so. Start the app and press the + in upper left corner:

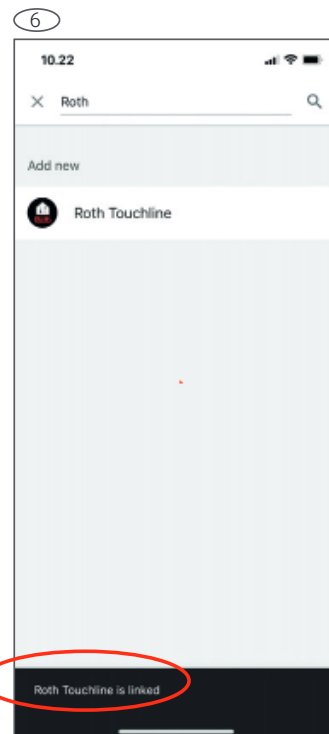
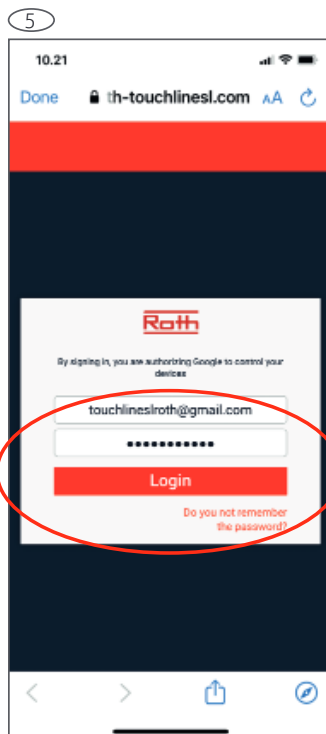
2. Select "Set up device".





3. Select "Works with Google".

4. Search for Roth or Touchline and select the application when it is displayed.

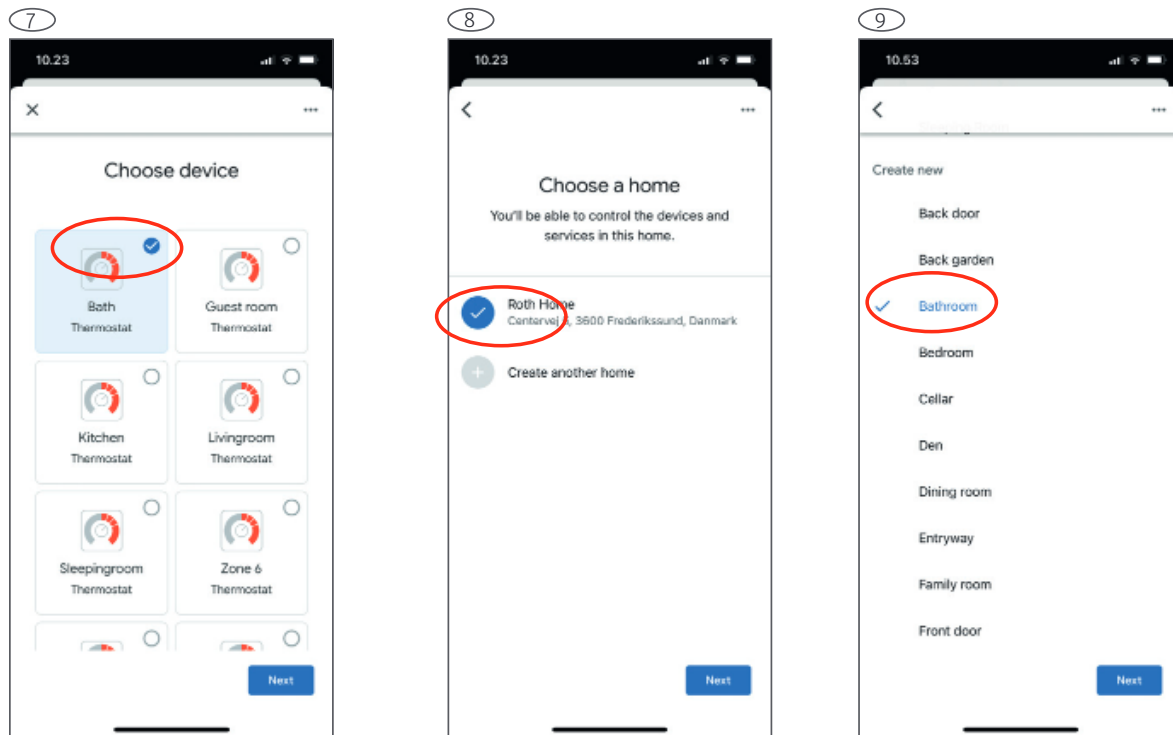


5. You will automatically be redirected to the Roth Cloud where you are asked to perform your login to authorize Google to control your system.

6. You will see a confirmation when the linking has succeeded. If not, simply try again and make sure you use the right username and password for the cloud.

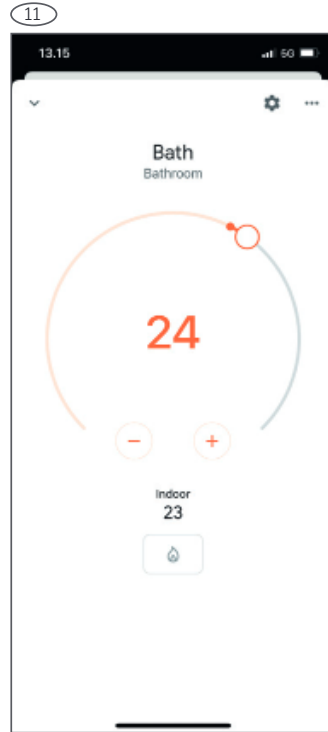
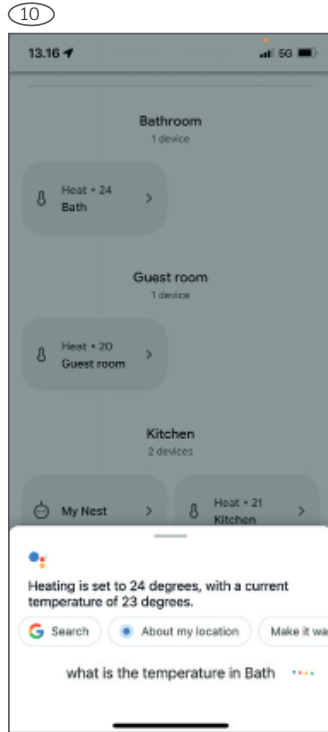
7. Now you will see all the rooms that are present on your Roth Touchline® SL system. If you named the rooms in the app, these names will be displayed in Google Home.

8. Choose a device (room) to add it to a Home and then add it to a specific room in your Google Home.



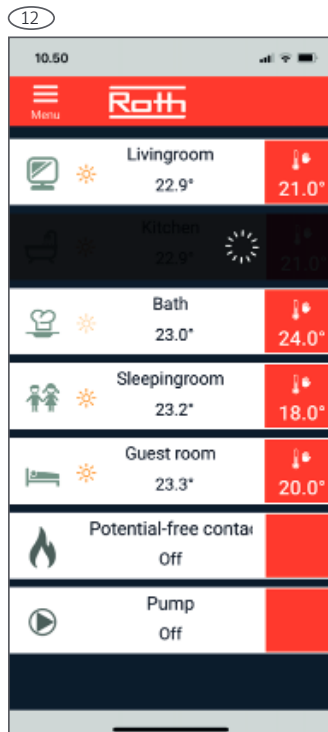
Continue with all the other devices until all are added to the Home and a specific room.

9. Now you are able to control your system by talking to your Google Smart device starting with “Hey Google” and then ask it to perform your command.



10. You can also use the voice command on your smart device using Google Assistant to control your system. In this example the question was: What is the temperature in Bath?

11. It's also possible to choose the desired room and then do the setting manually in Google Home. Just move the "circle" or press -/+ to change set temperature.



12. If you change the settings and you look at the Roth Touchline® SL app at the same time, there will be some time delay in the update of the information.

Voice control

Below is a list of commands in English for voice control of heating using Google Home and Google Assistant:

To set the temperature to all thermostats

“Hey Google, set the temperature in all rooms to 22.”

To set thermostat using the thermostat’s room name

“Hey Google, set the <room name> thermostat to 22.”

To set thermostat using the thermostat’s name

“Hey Google, set <thermostat name> to 20°C.”

To hear the ambient temperature on the thermostat

“Hey Google, what’s the <room> temperature inside?”

To hear what the temperature is set to on the thermostat

“Hey Google, what’s the <room> thermostat set to?”

Increase/Decrease the temperature on all thermostats

“Hey Google, make it warmer/cooler.”

Increase/Decrease the temperature using the thermostat’s room name

“Hey Google, raise/lower the temperature in the <room name>.”

Increase/Decrease the temperature using the thermostat’s name

“Hey Google, raise/lower the temperature of <thermostat name>.”

Increase/Decrease the temperature in all rooms for X degrees

“Hey Google, raise/lower the temperature by 2 degrees.”

Increase/Decrease the temperature of thermostat for X degrees

“Hey Google, raise/lower the temperature of <thermostat name> by 2 degrees.”

Switching on switching off the thermostat

“Hey Google, turn on the <thermostat name>”

“Hey Google, turn off the <thermostat name>”

For general setup and use of Google Home/Google Assistant we refer to Google.



ROTH UK Ltd

1a Berkeley Business Park

Wainwright Road

Worcester WR4 9FA

Phone +44 (0) 1905 453424

E-Mail enquiries@roth-uk.com

technical@roth-uk.com

orders@roth-uk.com

accounts@roth-uk.com

roth-uk.com